

Log In for the First Time

Access the Portal

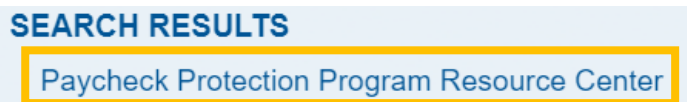
- To access the PPP Loan Portal for the first time, you might have the following options.
- Your bank might send you an email like the image below. Click on the button to open PPP Loan Portal.



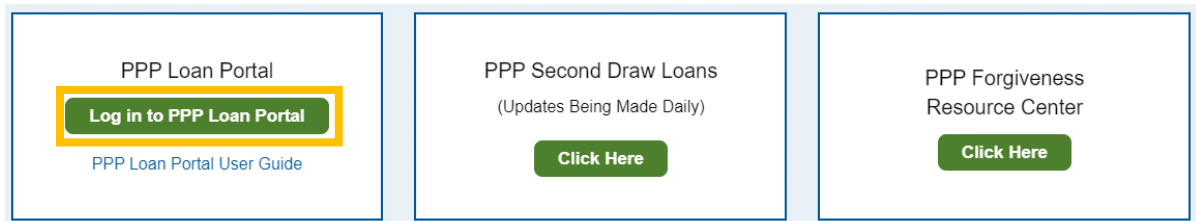
- You can also access the PPP Loan Portal from your bank's website. Simply search **PPP**.



- From the search results, select **Paycheck Protection Program Resource Center**.



- You can access the PPP Loan Portal by selecting Log in to **PPP Loan Portal**.



Log In – Forgot Password

Forgot Password

- The link will open the log in screen on your browser. Remember, **Chrome is preferred** internet browser (the application will not work in Internet Explorer).



- Select the option **Forgot Password**.

Welcome back!

Log in to continue.

Email

Password

[Forgot password?](#)

[Log In](#)

New Customer? [Sign Up](#)

Log In – Forgot Password

Enter Email

- The next screen will require you to enter the email associated with your log in and loan.
- Enter the associated email and select **Reset Password**.

Forgot your password?

We'll send you an email with a link to reset it.

Email

- A confirmation will display that that a password reset email in on the way.

Forgot your password?

We'll send you an email with a link to reset it.



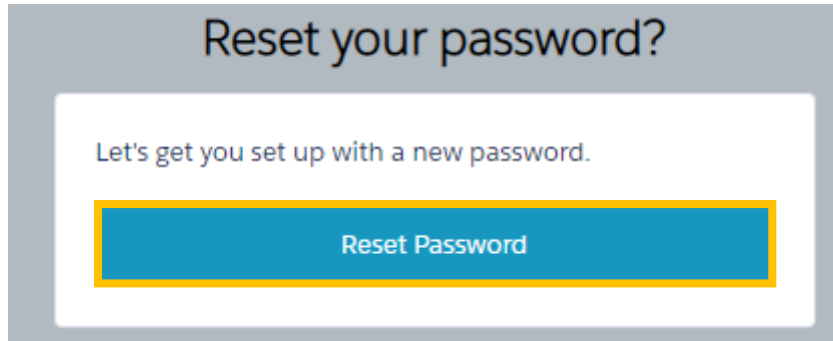
An email is on the way

We just sent a password reset email to the email you provided. A link will be included to set your new password.

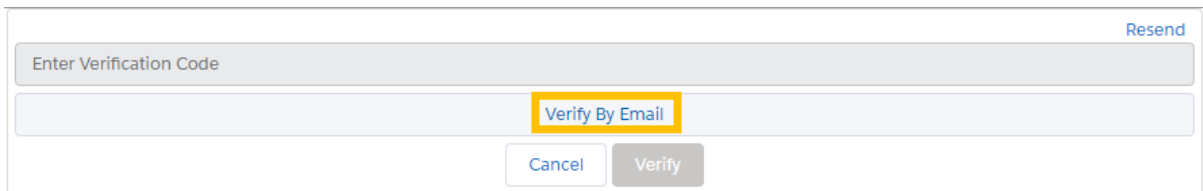
Log In – Forgot Password

Verify Email

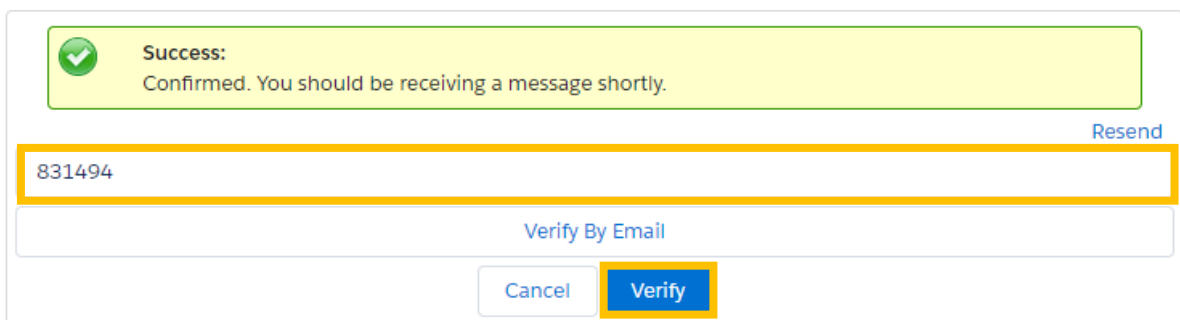
- Click the link in the email to reset your password.
- A screen will load asking you to reset your password. Select **Reset Password**.



- The next screen will ask you to verify the email address for which you are attempting to change the password. Select **Verify By Email**. A message will be sent to the email on file for the loan.



- Enter the verification code, provided in the email, into the empty box and click **Verify**. This will begin your loan application.



Log In – Forgot Password

Create a Password

- Next, enter a new password that meets the required criteria.

Create a Password

Create a Password

.....

i Passwords should be at least:

- ✓ 8 characters
- ✓ 1 lowercase letter
- ✓ 1 uppercase letter
- ✓ 1 number
- ✓ 1 special character (! # \$ % - _ = + < >)

Create a unique password and use it for this site only.

Retype Password

.....

Log In

- Retype the password to ensure that it matches the password in the first box. Select **Log In**.

Create a Password

Create a Password

.....

i Passwords should be at least:

- ✓ 8 characters
- ✓ 1 lowercase letter
- ✓ 1 uppercase letter
- ✓ 1 number
- ✓ 1 special character (! # \$ % - _ = + < >)

Create a unique password and use it for this site only.

Retype Password

.....

Log In

- Next, depending on your product selection, continue with the job aid that walks you through the Draw 1 or Draw 2 application.**